

## Vinyl Over Step Measurement Form - Rectangle Step

Customer Name \_\_\_\_\_

File # / Quote # \_\_\_\_\_

Last \_\_\_\_\_

First \_\_\_\_\_

Date: \_\_\_\_\_ / \_\_\_\_\_ / \_\_\_\_\_

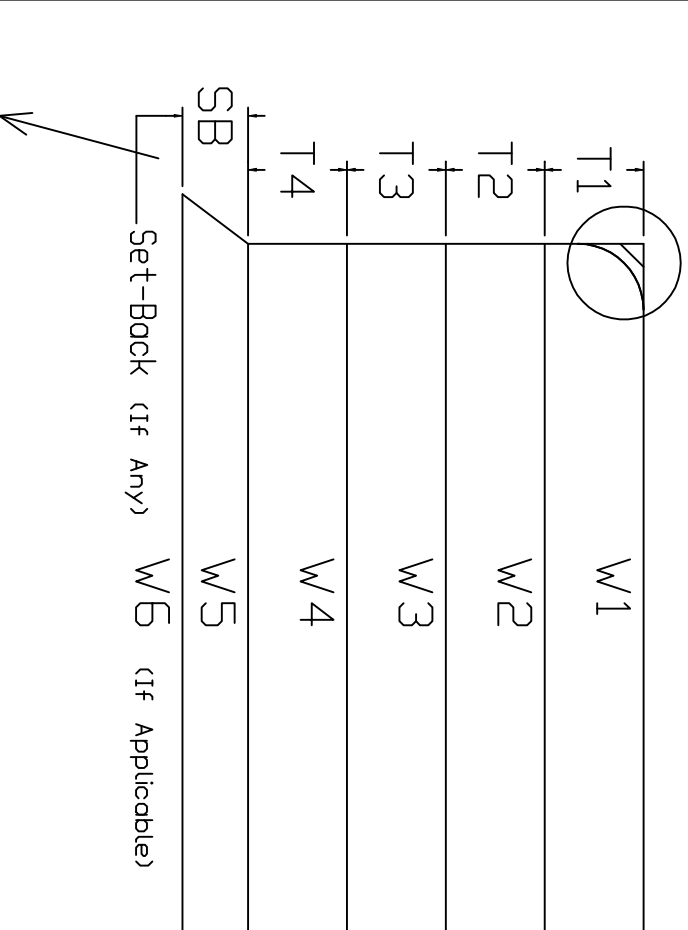
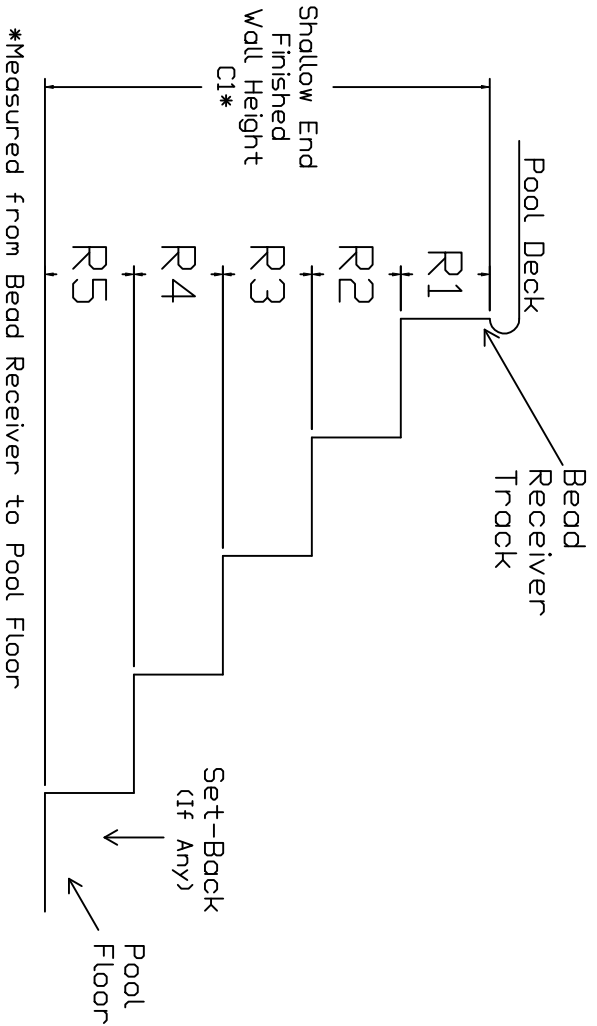
- Rod Pockets   
  Bead   
  Velcro   
  Flaps   
  None

Note: Separate Step Location Sheet Required For Your Pool Shape

Side View

4 - TREAD STEP

Top View




Note:

Cross-Check: Sum Of R's (Risers) = C1 (Shallow End Finished Wall Height)

Setback Corner:

- Square   
  Cut-off \_\_\_\_\_ (inches)   
  Radius \_\_\_\_\_ (inches)

R1	"	T1	"	W1	"	"	"
R2	"	T2	"	W2	"	"	"
R3	"	T3	"	W3	"	"	"
R4	"	T4	"	W4	"	"	"
R5	"	SB	"	W5	"	"	"
				W6	"	"	"



Note: All Vinyl Over Step Orders Require Photo's To Be Submitted W / Measurements