

Date: ____/____/____

Shape: Above Ground Rectangle
(No Cove)

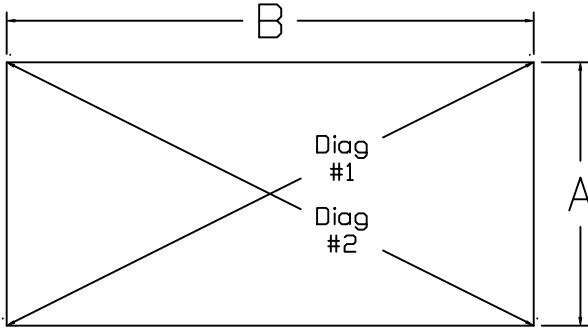
Customer Name

Last

First

File #/Quote #

Top View:



Dimensions

(Feet/Inches)

A

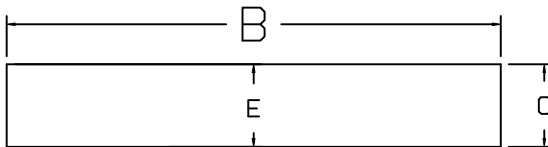
B

Diag #1

Diag #2

Pool Perimeter

Flat Bottom: (All Measurements are taken on the Horizontal and Vertical Plane)



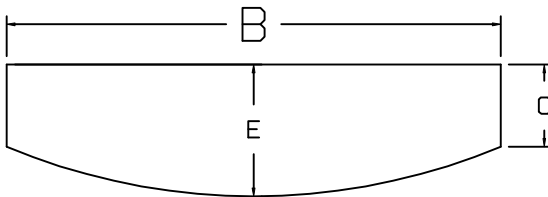
Dimensions

(Feet/Inches)

C

E

Dish Side View: (All Measurements are taken on the Horizontal and Vertical Plane)



Dimensions

(Feet/Inches)

C

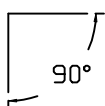
E

Corners:

Enter All Corner Dimensions in Inches

Corners (inches)

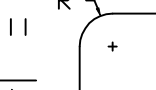
SQUARE



DIAGONAL DISTANCE

DIAGONAL

DIAGONAL DISTANCE (inches)



RADIUS

Radius (inches)

Notes:

Go to www.poolfits.com for more corner options