

Date: \_\_\_\_/\_\_\_\_/\_\_\_\_

Shape: Summerville  
Right

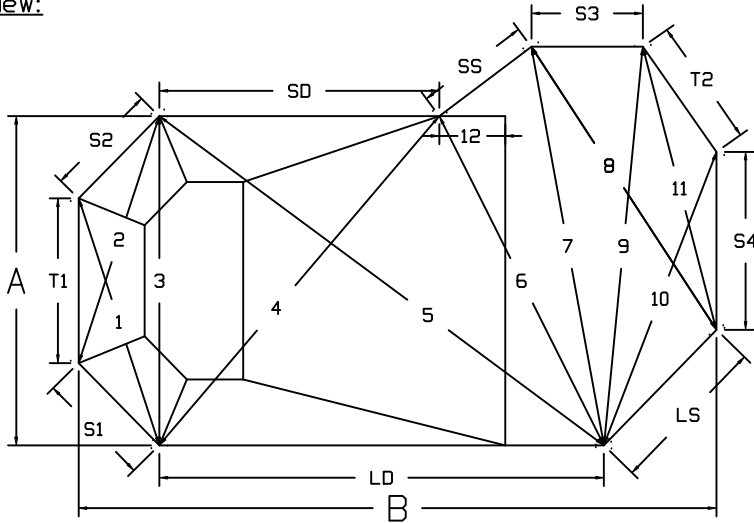
Customer Name

Last

First

File #/Quote #

Top View:



Requires Supplemental Diagonal Measurement Sheet

Dimensions

(Feet/Inches)

A		
B		
S1		
S2		
S3		
S4		
T1		
T2		
LD		
SD		
LS		
SS		
Pool Perimeter		

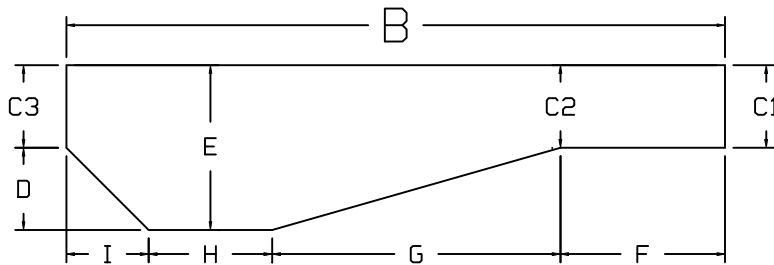
Notes:

Supply Diagonal Measurements on Supplemental Diagonal Sheet

Side View: (All Measurements are taken on the Horizontal and Vertical Plane)

Dimensions

(Feet/Inches)



C1		
C2		
C3		
D		
E		
F		
G		
H		
I		

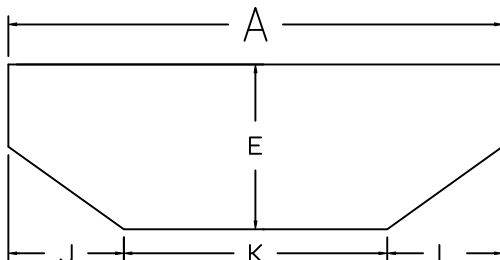
Cross Check: C3+D=E

Cross Check: F+G+H+I=B

End View: (All Measurements are taken on the Horizontal and Vertical Plane)

Dimensions

(Feet/Inches)



J		
K		
L		

Cross Check: J+K+L=A

Notes:

End View - Standing in Deep-End Looking Toward Shallow-End

Options:

See Options Page

SPECIAL OPTIONS: (REFER TO OPTIONS SECTION FOR MORE DETAIL)

- CONCAVE/CONVEX SLOPES   
  SAFETY LEDGE   
  SHALLOW END COVE  
 VINYL OVER STEPS   
  PREFORMED THERMOPLASTIC / ACRYLIC-FRP STEP

Notes:

Go to [www.poolfits.com](http://www.poolfits.com) for more corner options