

Date: ____/____/____

Shape:

Rectangle

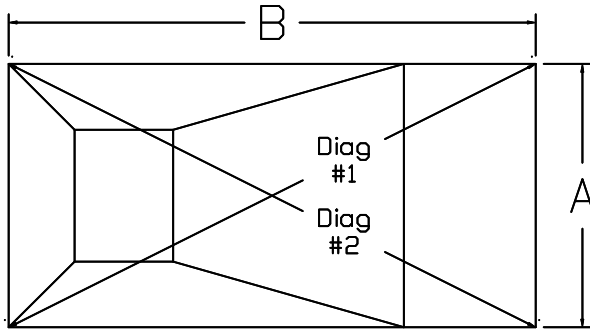
Customer Name

Last

First

File #/Quote #

Top View:



Dimensions

(Feet/Inches)

A		
B		
Diag #1		
Diag #2		
Pool Perimeter		

Notes:

Diagonal Measurements taken from 90 deg. Corner

Notes:

Draw in and Indicate Step Location from 90 deg. Corner

Side View: (All Measurements are taken on the Horizontal and Vertical Plane)

Dimensions

(Feet/Inches)

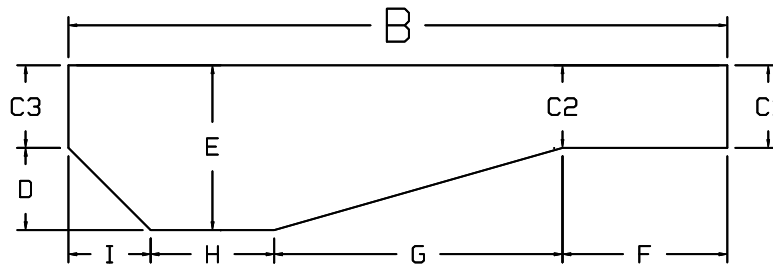
C1		
C2		
C3		
D		
E		
F		
G		
H		
I		

Cross Check:

$C3+D=E$

Cross Check:

$F+G+H+I=B$



End View: (All Measurements are taken on the Horizontal and Vertical Plane)

Dimensions

(Feet/Inches)

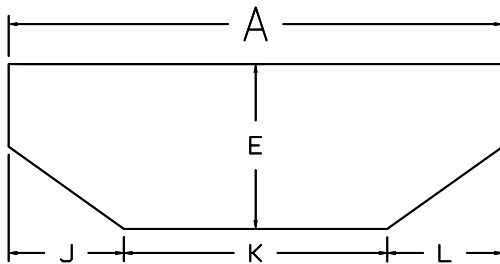
J		
K		
L		

Cross Check:

$J+K+L=A$

Notes:

End View - Standing in Deep-End Looking Toward Shallow-End

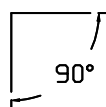


Corners:

Enter All Corner Dimensions in Inches

Corners (inches)

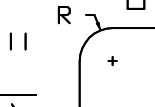
SQUARE



DIAGONAL DISTANCE

DIAGONAL

DIAGONAL DISTANCE (inches)



RADIUS

Radius (inches)

Notes:

Go to www.poolfits.com for more corner options

Options:

See Options Page

SPECIAL OPTIONS: (REFER TO OPTIONS SECTION FOR MORE DETAIL)

CONCAVE/CONVEX SLOPES

SAFETY LEDGE

SHALLOW END COVE

VINYL OVER STEPS

PREFORMED THERMOPLASTIC / ACRYLIC-FRP STEP