

Date: \_\_\_\_/\_\_\_\_/\_\_\_\_

Shape: Offset Grecian L Left

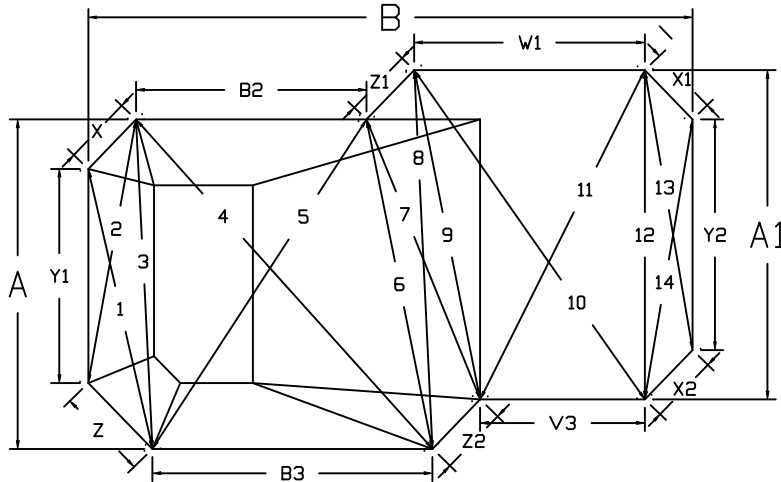
Customer Name

Last

First

File #/Quote #

Top View:

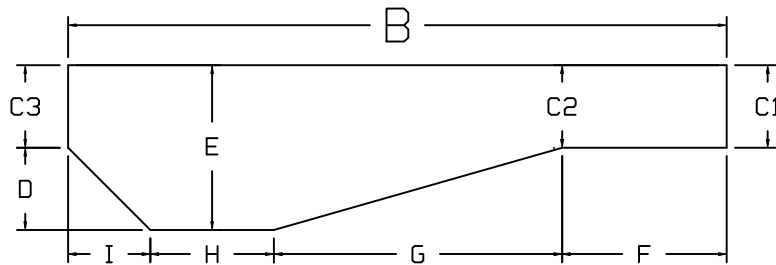


Requires Supplemental Diagonal Measurement Sheet

Dimensions	(Feet/Inches)	
A		
A1		
B		
B1		
B2		
X		
X1		
X2		
Z		
Z1		
Z2		
W1		
V3		
Y1		
Y2		
Pool Perimeter		

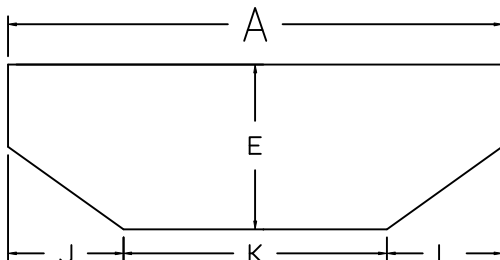
Notes: Supply Diagonal Measurements on Supplemental Diagonal Sheet

Side View: (All Measurements are taken on the Horizontal and Vertical Plane)



Dimensions	(Feet/Inches)	
C1		
C2		
C3		
D		
E		
F		
G		
H		
I		
Cross Check:	C3+D=E	
Cross Check:	F+G+H+I=B	

End View: (All Measurements are taken on the Horizontal and Vertical Plane)



Dimensions	(Feet/Inches)	
J		
K		
L		
Cross Check:	J+K+L=A	
Notes:	End View - Standing in Deep-End Looking Toward Shallow-End	

Options: See Options Page

- SPECIAL OPTIONS: (REFER TO OPTIONS SECTION FOR MORE DETAIL)
- CONCAVE/CONVEX SLOPES
  - SAFETY LEDGE
  - SHALLOW END COVE
  - VINYL OVER STEPS
  - PREFORMED THERMOPLASTIC / ACRYLIC-FRP STEP

Notes: Go to [www.poolfits.com](http://www.poolfits.com) for more corner options