

Date: \_\_\_\_/\_\_\_\_/\_\_\_\_

Shape: **Lazy L Right**  
(Radius Transition)

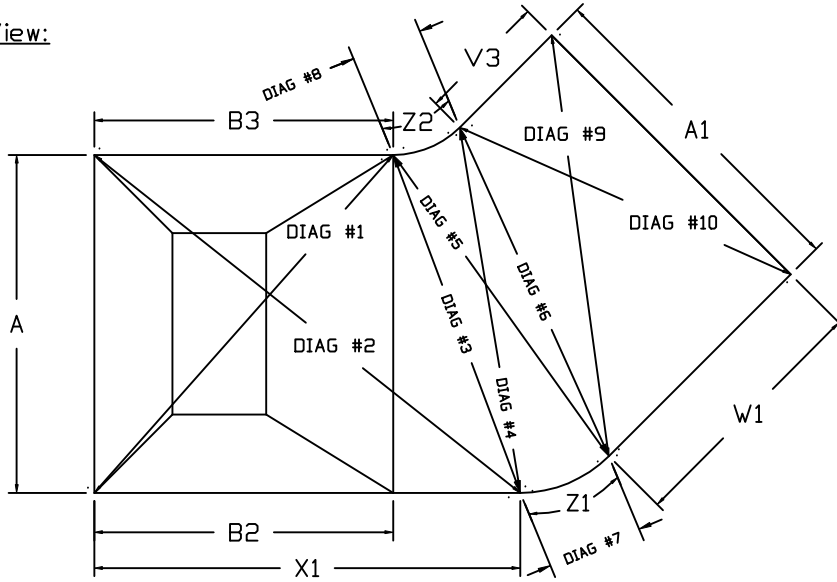
Customer Name

Last

First

File #/Quote #

Top View:



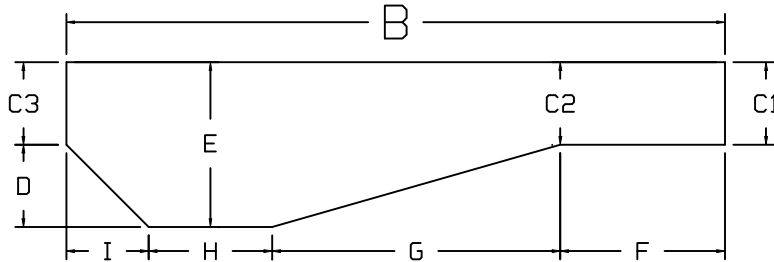
Requires Supplemental Diagonal Measurement Sheet

Dimensions (Feet/Inches)

Dimensions	(Feet/Inches)	(Feet/Inches)
A		
A1		
B2		
B3		
Z1		
Z2		
W1		
V3		
X1		

Notes: Supply Diagonal Measurements on Supplemental Diagonal Sheet

Side View: (All Measurements are taken on the Horizontal and Vertical Plane)

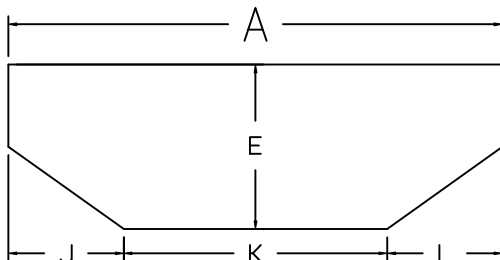


Dimensions (Feet/Inches)

Dimensions	(Feet/Inches)	(Feet/Inches)
C1		
C2		
C3		
D		
E		
F		
G		
H		
I		

Cross Check: C3+D=E  
Cross Check: F+G+H+I=B

End View: (All Measurements are taken on the Horizontal and Vertical Plane)



Dimensions (Feet/Inches)

Dimensions	(Feet/Inches)	(Feet/Inches)
J		
K		
L		

Cross Check: J+K+L=A

Notes: End View - Standing in Deep-End Looking Toward Shallow-End

Options: See Options Page

SPECIAL OPTIONS: (REFER TO OPTIONS SECTION FOR MORE DETAIL)

- CONCAVE/CONVEX SLOPES
- SAFETY LEDGE
- SHALLOW END COVE
- VINYL OVER STEPS
- PREFORMED THERMOPLASTIC / ACRYLIC-FRP STEP

Notes: Go to [www.poolfits.com](http://www.poolfits.com) for more corner options