

Date: ____/____/____

Shape: **Lazy L Right**
(Angled Transition)

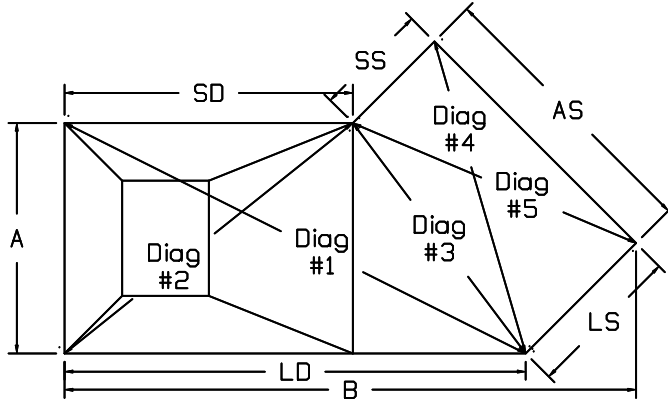
Customer Name

Last

First

File #/Quote #

Top View:



Dimensions (Feet/Inches)

A		
B		
AS		
LS		
SS		
LD		
SD		
Diag #1		
Diag #2		
Diag #3		
Diag #4		
Diag #5		
Pool Perimeter		

Diagonal Measurements taken from 90 deg. Corner
Draw in and Indicate Step Location from 90 deg. Corner

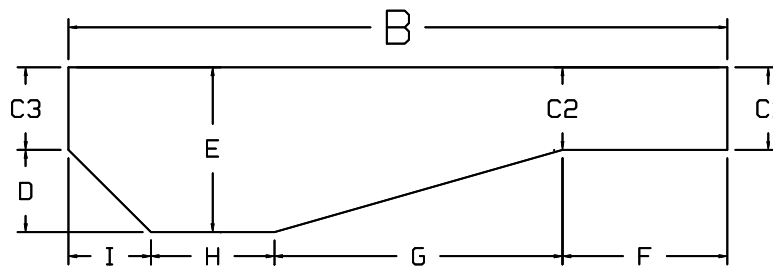
Side View: (All Measurements are taken on the Horizontal and Vertical Plane)

Dimensions (Feet/Inches)

C1		
C2		
C3		
D		
E		
F		
G		
H		
I		

Cross Check: C3+D=E

Cross Check: F+G+H+I=B



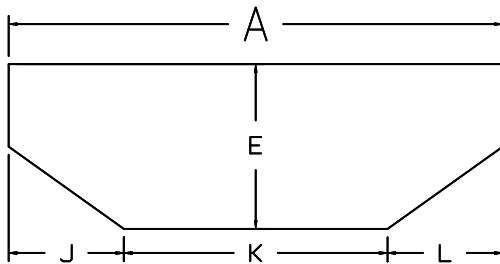
End View: (All Measurements are taken on the Horizontal and Vertical Plane)

Dimensions (Feet/Inches)

J		
K		
L		

Cross Check: J+K+L=A

Notes:
End View - Standing in Deep-End Looking Toward Shallow-End

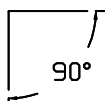


Corners:

Corners (inches)

Enter All Corner Dimensions in Inches

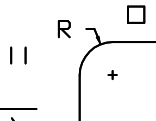
SQUARE



DIAGONAL DISTANCE

DIAGONAL

DIAGONAL DISTANCE (inches)



RADIUS

Radius (inches)

Notes:

Go to www.poolfits.com for more corner options

Options:

SPECIAL OPTIONS: (REFER TO OPTIONS SECTION FOR MORE DETAIL)

CONCAVE/CONVEX SLOPES

SAFETY LEDGE

SHALLOW END COVE

VINYL OVER STEPS

PREFORMED THERMOPLASTIC / ACRYLIC-FRP STEP