

Date: \_\_\_\_/\_\_\_\_/\_\_\_\_

Shape: **Lazy L Left**  
(Angled Transition)

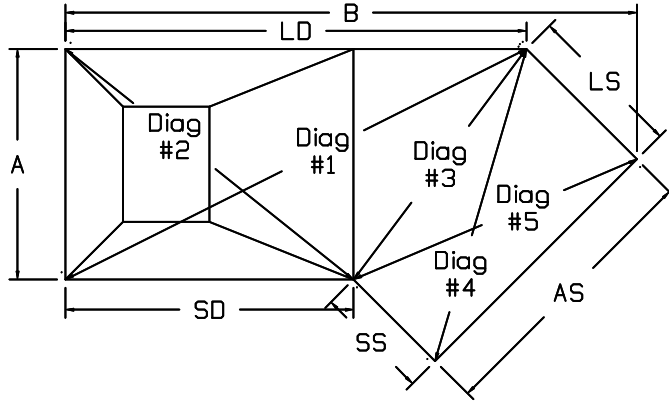
Customer Name

Last

First

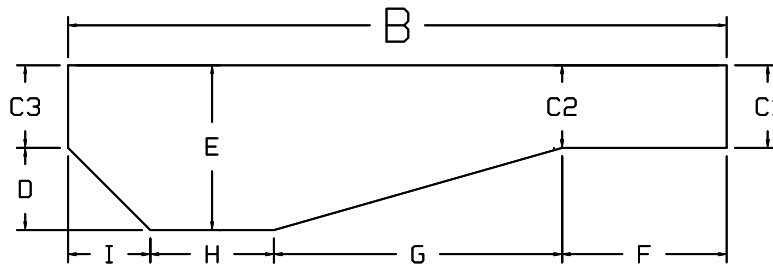
File #/Quote #

Top View:



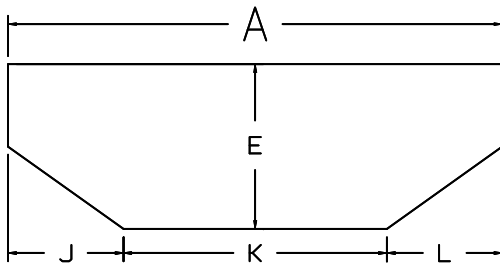
Dimensions	(Feet/Inches)	
A		
B		
AS		
LS		
SS		
LD		
SD		
Diag #1		
Diag #2		
Diag #3		
Diag #4		
Diag #5		
Pool Perimeter		
Diagonal Measurements taken from 90 deg. Corner	Draw in and Indicate Step Location from 90 deg. Corner	

Side View: (All Measurements are taken on the Horizontal and Vertical Plane)



Dimensions	(Feet/Inches)	
C1		
C2		
C3		
D		
E		
F		
G		
H		
I		
Cross Check:	C3+D=E	
Cross Check:	F+G+H+I=B	

End View: (All Measurements are taken on the Horizontal and Vertical Plane)



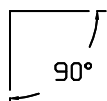
Dimensions	(Feet/Inches)	
J		
K		
L		
Cross Check:	J+K+L=A	
Notes:	End View - Standing in Deep-End Looking Toward Shallow-End	

Corners:

Enter All Corner Dimensions in Inches

Corners (inches)

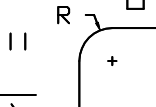
SQUARE



DIAGONAL DISTANCE

DIAGONAL

DIAGONAL DISTANCE (inches)



RADIUS

Radius (inches)

Notes:

Go to [www.poolfits.com](http://www.poolfits.com) for more corner options

Options:

See Options Page

SPECIAL OPTIONS: (REFER TO OPTIONS SECTION FOR MORE DETAIL)

CONCAVE/CONVEX SLOPES

SAFETY LEDGE

SHALLOW END COVE

VINYL OVER STEPS

PREFORMED THERMOPLASTIC / ACRYLIC-FRP STEP